



Nevada's Distinguished Mine Finders



September 2006

CGT: TSX-V

This presentation may contain forward-looking statements including, but not limited to, information regarding geological interpretations, potential timing and content of exploration programs, receipt of permits or property titles, joint venture agreements, financings, etc.

Forward-looking statements refer to events and conditions which have not yet taken place, and therefore involve inherent risks and uncertainties. Actual results may differ materially from those anticipated in these statements. Columbus relies upon litigation protection for forward-looking statements.

John Prochnau, P. Geo. & Director is the Qualified Person under NI 43-101 for the projects discussed in this presentation.

Robert Giustra – President & CEO, Director

- Former institutional sales broker specialized in the resource sector

Kenneth Judge – Chairman

- International M&A and securities lawyer specializing in corporate restructuring
- Former director of Barrick Gulf Resources

John Prochnau - Director

- Mining engineer and geologist
- Former management positions with Selection Trust and Billiton
- Founder of Brancote Holdings plc: Discovery of the approx. 3.8M oz. Esquel gold deposit in Argentina

Gil Atzmon - Director

- Former Chief Investment Strategist and Resource Fund Manager with US Global Investors Inc. (at that time over \$1B in total assets under management, approx \$300M in resource funds)
- Former Vice President of Ivanhoe Mines

Columbus has an exclusive 3 yr contract with Cordex to design, initiate and carry out generative activities on behalf of Columbus, as well as designing and operating Columbus' exploration programs.

ABOUT CORDEX

- Nevada's most successful mineral explorers
- Founded by John Livermore - credited with discovering the Carlin Mine (approx. 4M oz.)
- Extensive exploration database; dating back to 1969 with technical data on over 3,000 properties
- Numerous multi-million ounce gold discoveries (see next slide) plus additional discoveries at Hasbrouck Mountain, Stirling, Preble, Dee, Daisy and Bretz



Cordex' John Livermore, Pete Chapman and Andy Wallace



CORDEX DISCOVERIES & PAST PARTNERS

Name of Discovery	Total Ounces*	Current Reserves*	Historical Production*
Stonehouse/Lone Tree (Newmont)	12M	5M oz.	7M oz. and is still in production
Marigold (Glamis)	5.3M	4M oz.	1.3M oz. and is still in production
Pinson (Barrick/Atna)	2.9M	1.8M oz. (resource) Property still being explored heavily For underground ore	ultimate production of 1.1M oz.
Florida Canyon (Apollo)	2.3M	263,600 oz.	ultimate production of 2M oz.

*All figures approximate



Photo courtesy of Glamis Gold Ltd.

Cordex Past Partners (35+ Yrs.)

- Lacana - became Corona and eventually Homestake
- Camflo - ultimately Barrick
- Dome Mines - Placer Dome and eventually Barrick
- Rio Algom - taken over by BHP Billiton
- Rayrock Mines - ultimately Glamis
- Metallic Ventures

The US is the 3rd largest gold producing nation in the world, 83% of which comes from Nevada*

2004 Nevada gold production of 7M oz. accounted for 8.7% of total world mine output***

Carlin Trend -100M oz. of gold in reserves and resources - more than 50M oz. of past production*

Ranked the #1 most appealing mining jurisdiction in the world, and ranked the #1 region (for the 6th year running) for having the best mineral policies in the world**

Ranked the #2 region in the world for having a policy environment which encourages exploration**

* Source: 2005 US Geological Survey

** Source: Fraser Institute Annual Survey of Mining Companies 2005/2006

*** Source: Nevada Mining Association

Senior Gold Producers - 2005

Company	US Production (oz.)	% From Nevada
Newmont Mining	2.3M	100%
Barrick Gold Corp.	1.9M	100%
Placer Dome	1.2M	100%

Source: National Mining Association US Geological Survey updated October 2005



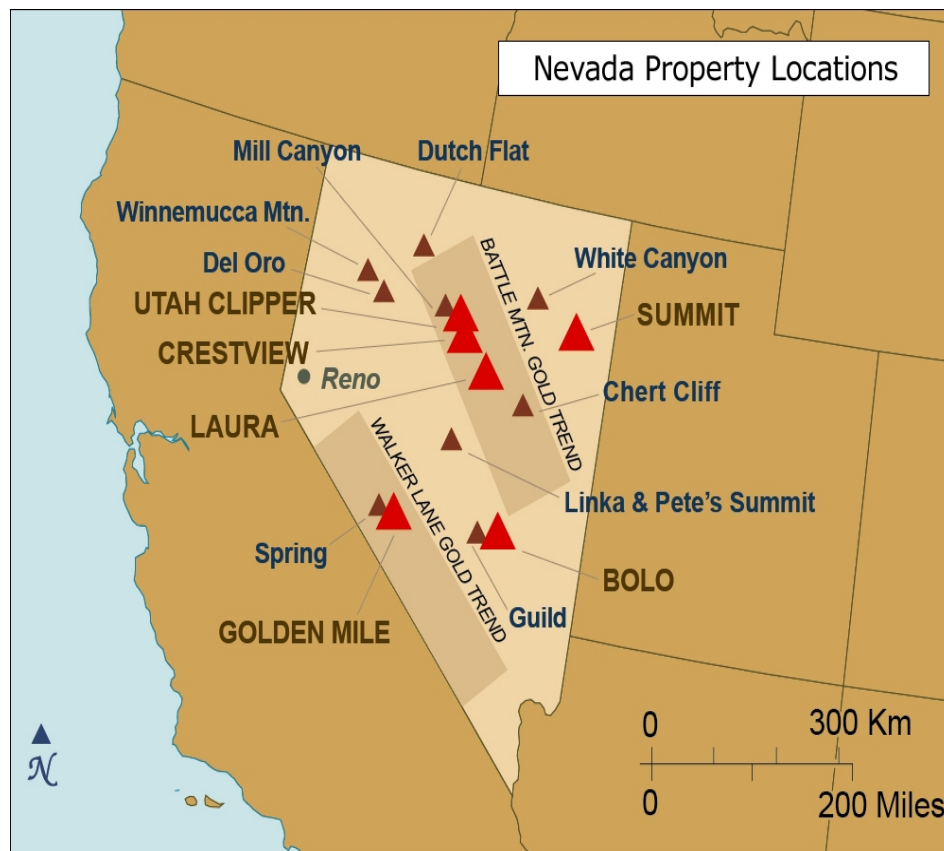
Quarry in Nevada - Photo courtesy of Newmont Mining

PROPERTY LOCATIONS

Arizona Property Locations

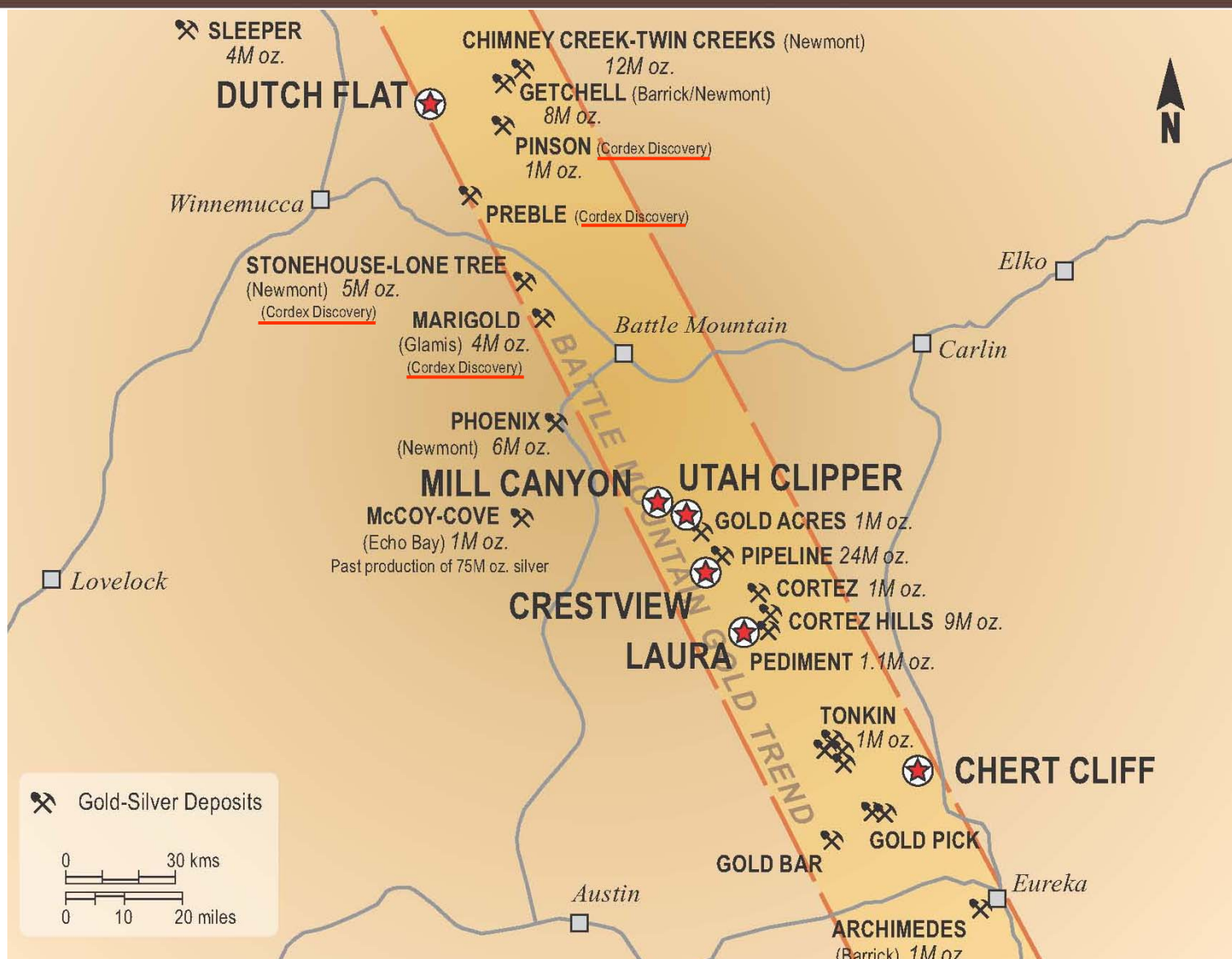


Nevada Property Locations



PROPERTY LOCATIONS

BATTLE MOUNTAIN GOLD TREND

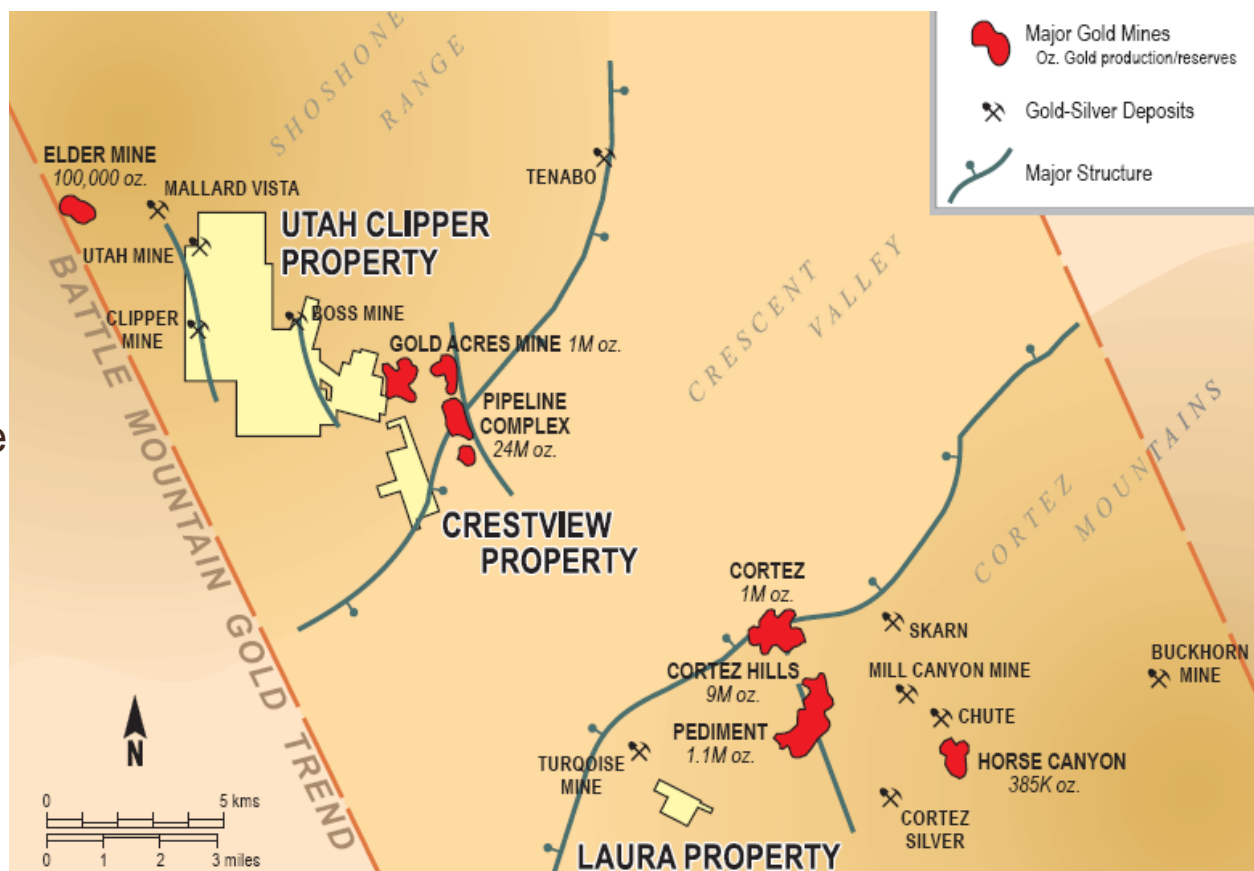


PROPERTY LOCATIONS

CORTEZ JOINT VENTURE AREA

Battle Mountain Trend

- Utah Clipper & Crestview adjacent to Pipeline-Gold Acres open pits; Laura near the Cortez Hills discovery
- Pipeline production and/or reserves exceed 25M oz. gold
- Historic production from the Utah, Clipper & Boss mines
- Limited historical exploration
- Strategy:
JV partner Agnico Eagle to undertake US\$6.5 million in exploration expenditures to earn a 51% interest



GOLDEN MILE

100% INTEREST

- Walker Lane Gold Trend
- Past production of 10,000 tons grading 11.9 g/t Au in the 1930's
- Drilling in the 1970's and 1980's by Battle Mtn Gold included a drill intercept of 16 g/t Au along 29.5 m, which included 47 g/t Au along 9.1 m
- Drilling in early 2006 consisted of 2,345 metres in fifteen shallow holes; important intercepts included 7.6 m of 4.2 g/t Au and 9.1 m averaging 13.8g/t Au, including 3.1 m of 28.94 g/t Au
- Open in three directions and at depth
- Strategy:
20 hole follow-up drilling program planned for October 2006





GOLDEN MILE

WINTER 2005/2006 DRILL PROGRAM



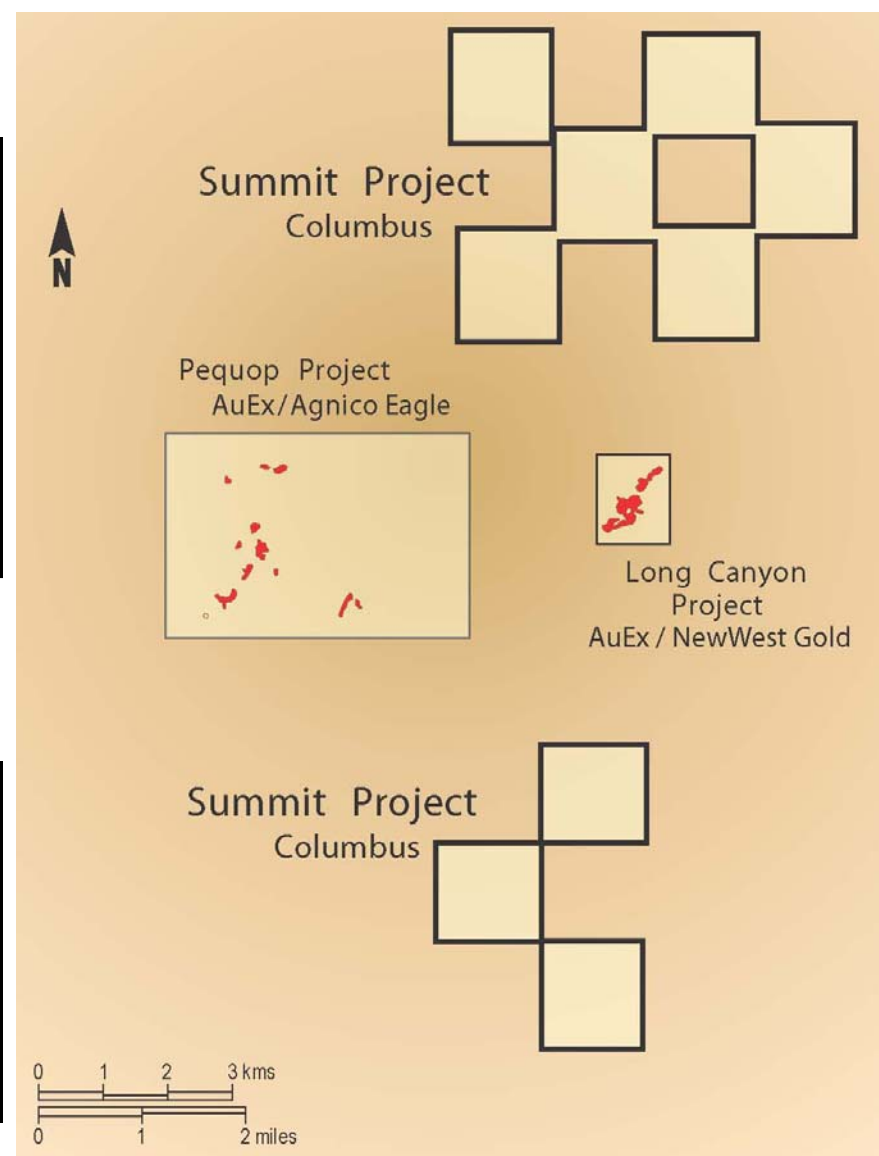
Historic Drilling at Long Canyon encountered significant mineralization in six of 14 holes:

Hole	From	To	Width (feet)	Width (m)	Grade (opt)	Grade (approx g/t)
LC-003	000	070	70	21	0.081	2.777
LC-008	125	190	65	20	0.083	2.845
LC-010	065	135	70	21	0.176	6.034
LC-010	000	070	70	21	0.189	6.479
LC-013	050	100	50	15	0.161	5.519
LC-014	060	100	40	12	0.161	5.519

Recent Phase I drilling at Long Canyon by NewWest Gold:

- 16 RC holes totaling 6,610 feet (2,000 m)
- 13 holes had significant near-surface intercepts including:

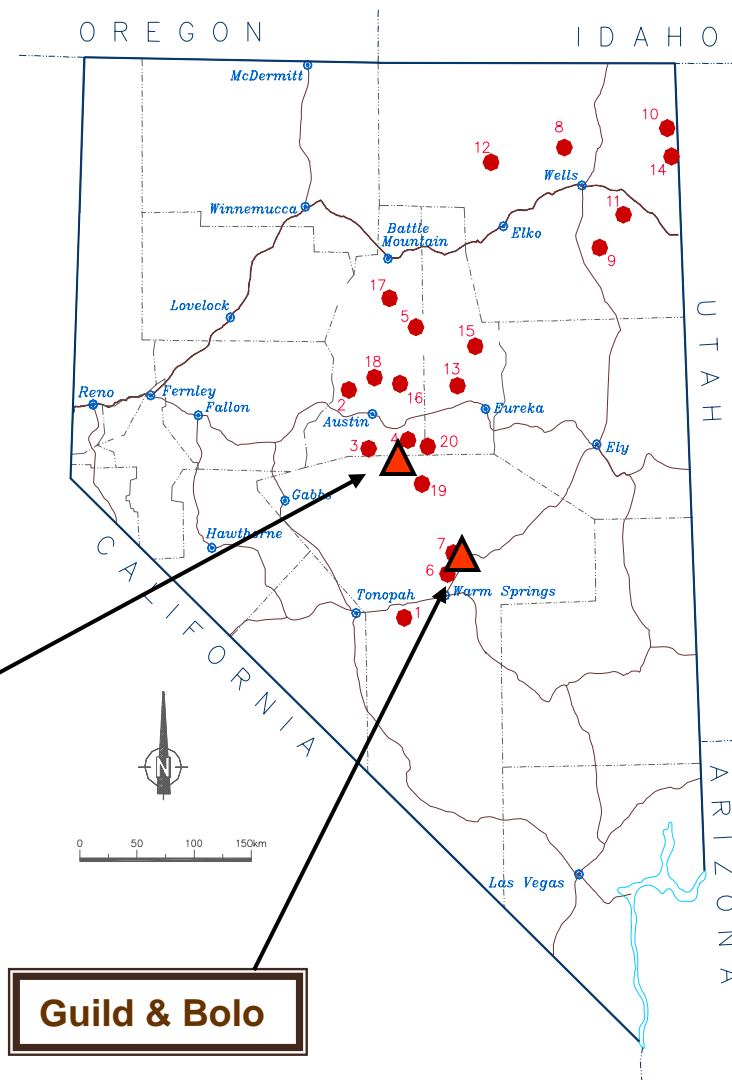
Hole	From	To	Width (feet)	Width (m)	Grade (opt)	Grade (approx g/t)
LC-018	115	160	45	13.7	0.585	20.06
<i>Including</i>	130	155	25	7.62	0.959	32.88
LC-020	35	120	85	25.9	0.092	3.15
<i>Including</i>	80	90	10	3.05	0.231	7.92



The Hanson Creek Formation Prospecting Program

Linka & Pete's Summit

Guild & Bolo



2006 JOINT VENTURE PLANS

MAINTAINING 100% OWNERSHIP IN:

- Bolo
- Golden Mile
- Summit



Golden Mile

JOINT VENTURES (Completed or Pending):

- Chert Cliff (Platte River Gold)
- Laura (deep target) (Agnico Eagle)
- Crestview (deep target) (Agnico Eagle)
- Utah Clipper (deep target) (Agnico Eagle)
- Dutch Flat (Piedmont Mining)
- Four Metals (copper/Arizona) (Black Pearl)
- White Canyon (Atna Resources) (Beowawe)
- Linka & Pete's Summit
- Guild
- Clara (Arizona)
- Clanton Hills (Arizona)
- Silver District (silver/Arizona) (13M oz. Ag)

NEVADA EXPLORATION PLANS

	MAY	JUN	JUL	AUG	SEP	OCT	NOV	DEC
Utah Clipper			Data Interpretation	Geophysics			Drilling *	
Golden Mile						Drilling **		
Dutch Flat					Drilling ***			
Guild	Mapping, Geochem, Geophysics, Trenching – Target Delineation							
Bolo	Mapping, Geochem, Geophysics, Trenching – Target Delineation							
Linka	Mapping, Geochem, Geophysics, Trenching – Target Delineation							
Pete's Summit	Mapping, Geochem, Geophysics, Trenching – Target Delineation							
Summit	Mapping and Sampling							

* Approx. 8,500 feet (2,590 m) in 4-5 deep holes

** Approx. 3,000 feet (900 m) in 20 shallow holes

*** Approx. 1,000 feet (300 m) in 18 shallow holes



SHARE STRUCTURE

Capitalization

IPO	5,882,352	
Pre/Post-IPO	<u>14,212,004</u>	
Shares outstanding	20,094,356	
Options (at \$0.85)	1,990,000	
Unit Warrants (at \$1.25)	5,882,352	(\$7,352,940)
Agent's Warrants (at \$1.25)	<u>334,785</u>	(\$418,481)
Fully Diluted	28,301,493	
Cash	C\$4.2M	

Ownership

Management*	Approx. 27% (5.5M shares)(3Y Escrow)
Global Resource Investments/clients**	Approx. 24% (4.8M shares)

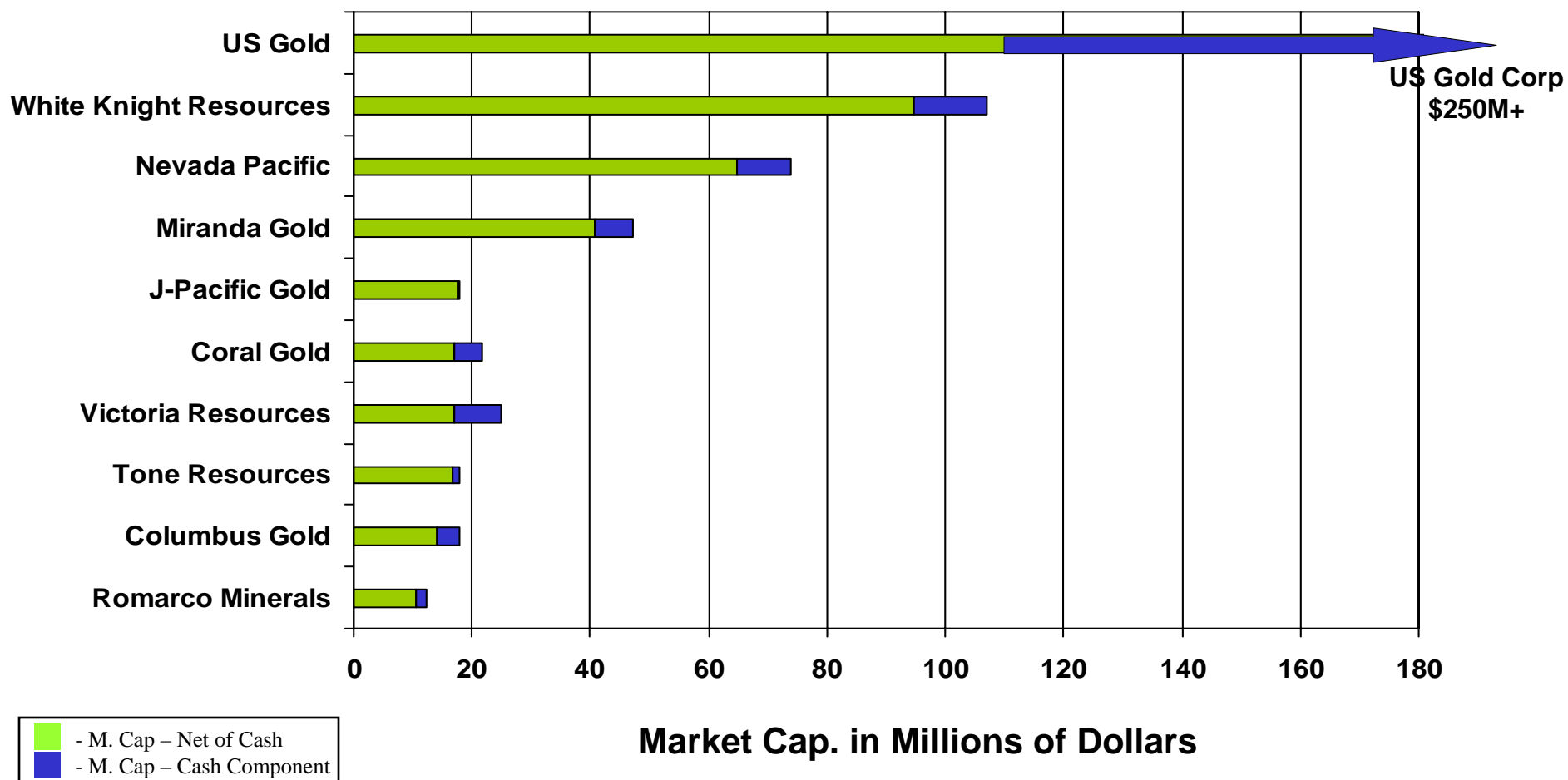
* As at September 30, 2006

** As at May 24, 2006



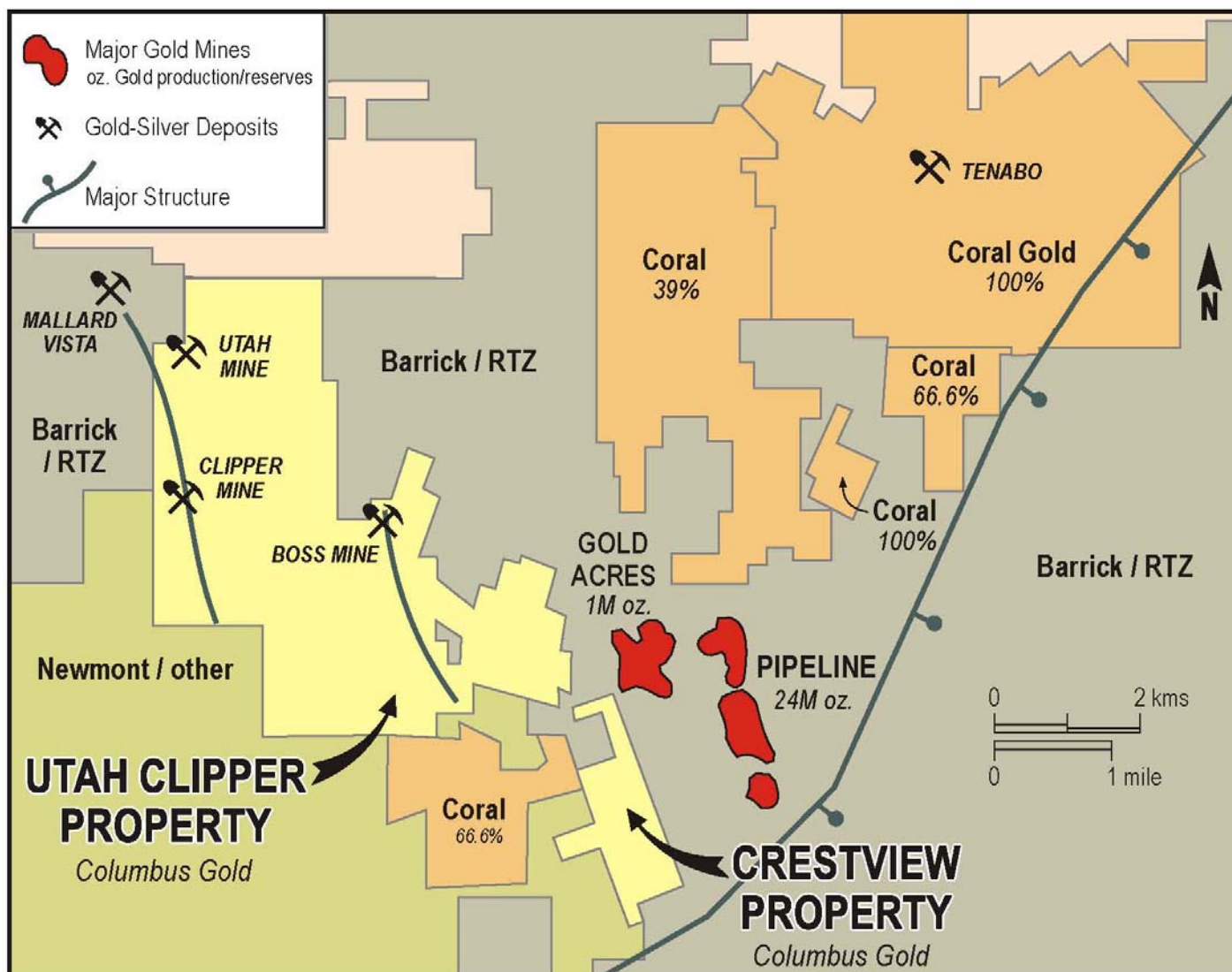
MARKET CAPITALIZATION

PEER COMPARISON



The market capitalizations presented above are believed to be accurate and are calculated as at September 29, 2006.

CORTEZ JOINT VENTURE AREA CLAIM MAP



This map has been compiled from various sources, all believed to be reliable. We have endeavored to portray the information correctly, however accuracy cannot be guaranteed.

CAPITAL	Well funded: C\$4.2M
MARKET CAP	C\$18M = Undervalued C\$14M = Net of Cash
NEVADA	Best place in the world to explore for gold no political risk
PROPERTIES	100% ownership, no costly earn-in
PRESS COVERAGE	Continuous
PHILOSOPHY	Money in the ground; farm-out to spread risk
IN THE BOARDROOM	Proven corporate track record
IN THE FIELD	Proven track record of discovery
COMMODITY	Positive fundamentals for gold and resource sector